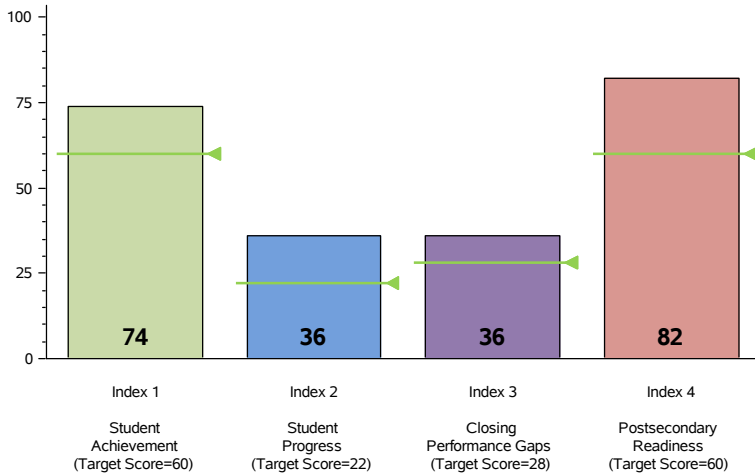


TEXAS EDUCATION AGENCY 2017 Accountability Summary NEW DEAL ISD (152902)

Accountability Rating Met Standard

<p>Met Standards on</p> <ul style="list-style-type: none"> - Student Achievement - Student Progress - Closing Performance Gaps - Postsecondary Readiness 	<p>Did Not Meet Standards on</p> <p>- NONE</p>
<p>In 2017, to receive a Met Standard or Met Alternative Standard rating, districts and campuses must meet targets on three indexes: Index 1 or Index 2 and Index 3 and Index 4.</p>	

Performance Index Report



Distinction Designation

Postsecondary Readiness
Percent of Eligible Measures in Top Quartile 4 out of 10 = 40%
NO DISTINCTION EARNED

Performance Index Summary

Index	Points Earned	Maximum Points	Index Score
1 - Student Achievement	985	1,332	74
2 - Student Progress	285	800	36
3 - Closing Performance Gaps	722	2,000	36
4 - Postsecondary Readiness			
STAAR Score	8.4		
Graduation Rate Score	25.0		
Graduation Plan Score	23.8		
Postsecondary Component Score	25.0		
			82

System Safeguards

Number and Percentage of Indicators Met	
Performance Rates	18 out of 22 = 82%
Participation Rates	10 out of 10 = 100%
Graduation Rates	1 out of 1 = 100%
Met Federal Limits on Alternative Assessments	0 out of 1 = 0%
Total	29 out of 34 = 85%

For further information about this report, please see the Performance Reporting website at <https://rptsrv1.tea.texas.gov/perreport/account/2017/index.html>

TEXAS EDUCATION AGENCY

2017 Accountability Summary

NEW DEAL H S (152902001) - NEW DEAL ISD

Accountability Rating

Met Standard

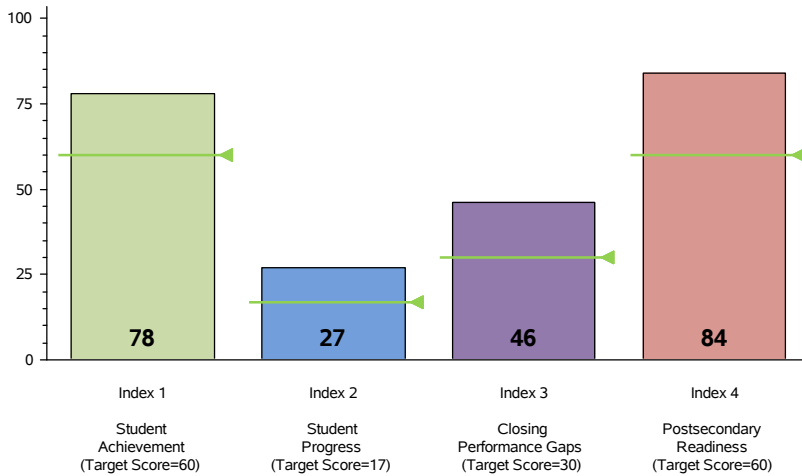
Met Standards on	Did Not Meet Standards on
<ul style="list-style-type: none"> - Student Achievement - Student Progress - Closing Performance Gaps - Postsecondary Readiness 	<ul style="list-style-type: none"> - NONE
In 2017, to receive a Met Standard or Met Alternative Standard rating, districts and campuses must meet targets on three indexes: Index 1 or Index 2 and Index 3 and Index 4.	

Distinction Designation



Academic Achievement in ELA/Reading	DISTINCTION EARNED
Academic Achievement in Mathematics	DISTINCTION EARNED
Academic Achievement in Science	DISTINCTION EARNED
Academic Achievement in Social Studies	DISTINCTION EARNED
Top 25 Percent Student Progress	NO DISTINCTION EARNED
Top 25 Percent Closing Performance Gaps	NO DISTINCTION EARNED
Postsecondary Readiness	DISTINCTION EARNED

Performance Index Report



Campus Demographics

Campus Type	High School
Campus Size	234 Students
Grade Span	09 - 12
Percent Economically Disadvantaged	50.0
Percent English Language Learners	1.7
Mobility Rate	13.9
Percent Served by Special Education	9.4
Percent Enrolled in an Early College High School Program	0.0

Performance Index Summary

Index	Points Earned	Maximum Points	Index Score
1 - Student Achievement	257	328	78
2 - Student Progress	162	600	27
3 - Closing Performance Gaps	371	800	46
4 - Postsecondary Readiness			
STAAR Score	9.8		
Graduation Rate Score	25.0		
Graduation Plan Score	23.8		
Postsecondary Component Score	25.0		84

System Safeguards

Number and Percentage of Indicators Met	
Performance Rates	12 out of 12 = 100%
Participation Rates	6 out of 6 = 100%
Graduation Rates	1 out of 1 = 100%
Total	19 out of 19 = 100%

For further information about this report, please see the Performance Reporting website at <https://rptsvr1.tea.texas.gov/perfreport/account/2017/index.html>

TEXAS EDUCATION AGENCY
2017 Accountability Summary
 NEW DEAL MIDDLE (152902041) - NEW DEAL ISD

Accountability Rating

Met Standard

Met Standards on

- Student Achievement
- Student Progress
- Closing Performance Gaps
- Postsecondary Readiness

Did Not Meet Standards on

- NONE

In 2017, to receive a Met Standard or Met Alternative Standard rating, districts and campuses must meet targets on three indexes: Index 1 or Index 2 and Index 3 and Index 4.

Distinction Designation

Academic Achievement in ELA/Reading

NO DISTINCTION EARNED

Academic Achievement in Mathematics

NO DISTINCTION EARNED

Academic Achievement in Science

NO DISTINCTION EARNED

Academic Achievement in Social Studies

NO DISTINCTION EARNED

Top 25 Percent Student Progress

NO DISTINCTION EARNED

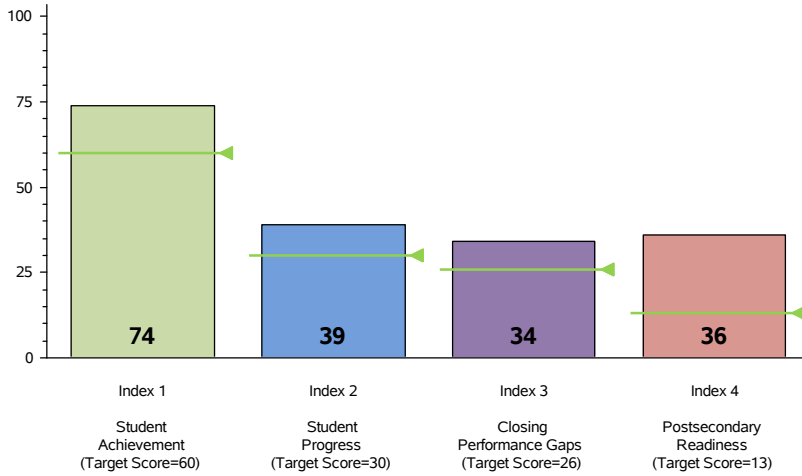
Top 25 Percent Closing Performance Gaps

NO DISTINCTION EARNED

Postsecondary Readiness

NO DISTINCTION EARNED

Performance Index Report



Performance Index Summary

Index	Points Earned	Maximum Points	Index Score
1 - Student Achievement	528	711	74
2 - Student Progress	308	800	39
3 - Closing Performance Gaps	617	1,800	34
4 - Postsecondary Readiness			
STAAR Score	36.0		
Graduation Rate Score	N/A		
Graduation Plan Score	N/A		
Postsecondary Component Score	N/A		36

Campus Demographics

Campus Type	Middle School
Campus Size	253 Students
Grade Span	05 - 08
Percent Economically Disadvantaged	60.9
Percent English Language Learners	2.0
Mobility Rate	15.9
Percent Served by Special Education	7.9
Percent Enrolled in an Early College High School Program	0.0

System Safeguards

Number and Percentage of Indicators Met

Performance Rates	14 out of 19 = 74%
Participation Rates	8 out of 8 = 100%
Graduation Rates	N/A
Total	22 out of 27 = 81%

For further information about this report, please see the Performance Reporting website at <https://rptsvr1.tea.texas.gov/perfreport/account/2017/index.html>

TEXAS EDUCATION AGENCY
2017 Accountability Summary
 NEW DEAL EL (152902101) - NEW DEAL ISD

Accountability Rating

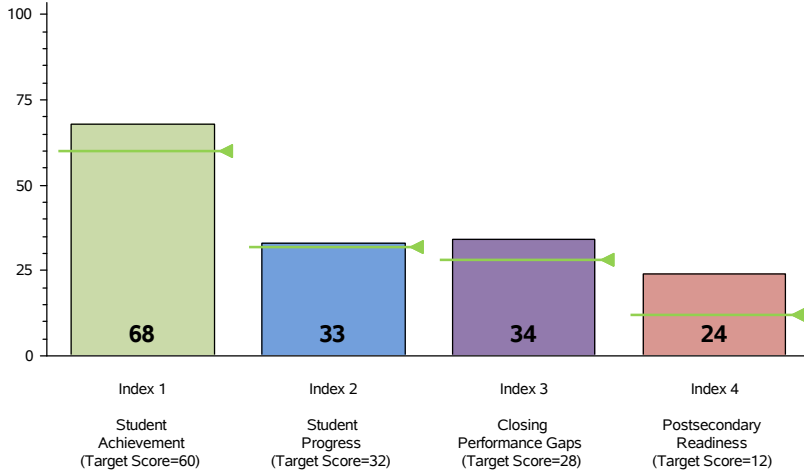
Met Standard

Met Standards on	Did Not Meet Standards on
<ul style="list-style-type: none"> - Student Achievement - Student Progress - Closing Performance Gaps - Postsecondary Readiness 	<ul style="list-style-type: none"> - NONE
In 2017, to receive a Met Standard or Met Alternative Standard rating, districts and campuses must meet targets on three indexes: Index 1 or Index 2 and Index 3 and Index 4.	

Distinction Designation

Academic Achievement in ELA/Reading
NO DISTINCTION EARNED
Academic Achievement in Mathematics
NO DISTINCTION EARNED
Academic Achievement in Science
NOT ELIGIBLE
Academic Achievement in Social Studies
NOT ELIGIBLE
Top 25 Percent Student Progress
NO DISTINCTION EARNED
Top 25 Percent Closing Performance Gaps
NO DISTINCTION EARNED
Postsecondary Readiness
NO DISTINCTION EARNED

Performance Index Report



Campus Demographics

Campus Type	Elementary
Campus Size	313 Students
Grade Span	EE - 04
Percent Economically Disadvantaged	69.3
Percent English Language Learners	3.5
Mobility Rate	15.1
Percent Served by Special Education	6.4
Percent Enrolled in an Early College High School Program	0.0

Performance Index Summary

Index	Points Earned	Maximum Points	Index Score
1 - Student Achievement	195	287	68
2 - Student Progress	195	600	33
3 - Closing Performance Gaps	411	1,200	34
4 - Postsecondary Readiness			
STAAR Score	24.3		
Graduation Rate Score	N/A		
Graduation Plan Score	N/A		
Postsecondary Component Score	N/A		24

System Safeguards

Number and Percentage of Indicators Met	
Performance Rates	7 out of 11 = 64%
Participation Rates	8 out of 8 = 100%
Graduation Rates	N/A
Total	15 out of 19 = 79%

For further information about this report, please see the Performance Reporting website at <https://rptsvr1.tea.texas.gov/perfreport/account/2017/index.html>