

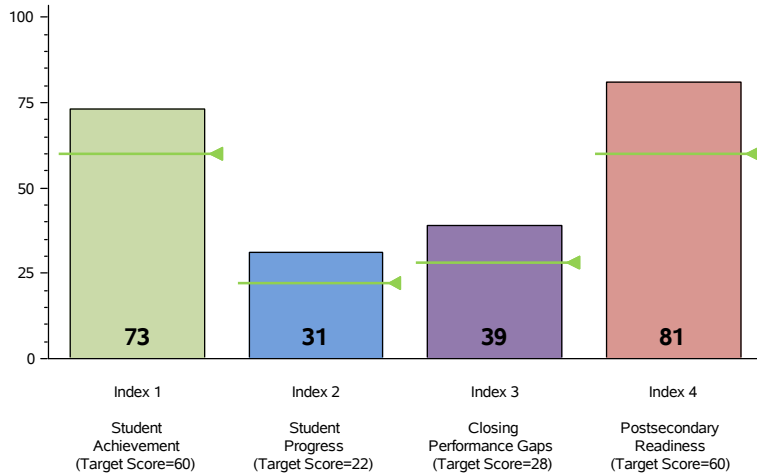
TEXAS EDUCATION AGENCY 2016 Accountability Summary NEW DEAL ISD (152902)

Accountability Rating

Met Standard

<p>Met Standards on</p> <ul style="list-style-type: none"> - Student Achievement - Student Progress - Closing Performance Gaps - Postsecondary Readiness 	<p>Did Not Meet Standards on</p> <p>- NONE</p>
<p>In 2016, to receive a Met Standard or Met Alternative Standard rating, districts and campuses must meet targets on three indexes: Index 1 or Index 2 and Index 3 and Index 4.</p>	

Performance Index Report



Distinction Designation

Postsecondary Readiness
Percent of Eligible Measures in Top Quartile 4 out of 10 = 40%
NO DISTINCTION EARNED

Performance Index Summary

Index	Points Earned	Maximum Points	Index Score
1 - Student Achievement	895	1,219	73
2 - Student Progress	246	800	31
3 - Closing Performance Gaps	775	2,000	39
4 - Postsecondary Readiness			
STAAR Score	7.4		
Graduation Rate Score	25.0		
Graduation Plan Score	24.1		
Postsecondary Component Score	24.0		
			81

System Safeguards

Number and Percentage of Indicators Met	
Performance Rates	20 out of 22 = 91%
Participation Rates	10 out of 10 = 100%
Graduation Rates	2 out of 2 = 100%
Met Federal Limits on Alternative Assessments	0 out of 1 = 0%
Total	32 out of 35 = 91%

For further information about this report, please see the Performance Reporting Division website at <https://rptsrv1.tea.texas.gov/perfreport/account/2016/index.html>

TEXAS EDUCATION AGENCY

2016 Accountability Summary

NEW DEAL H S (152902001) - NEW DEAL ISD

Accountability Rating

Met Standard

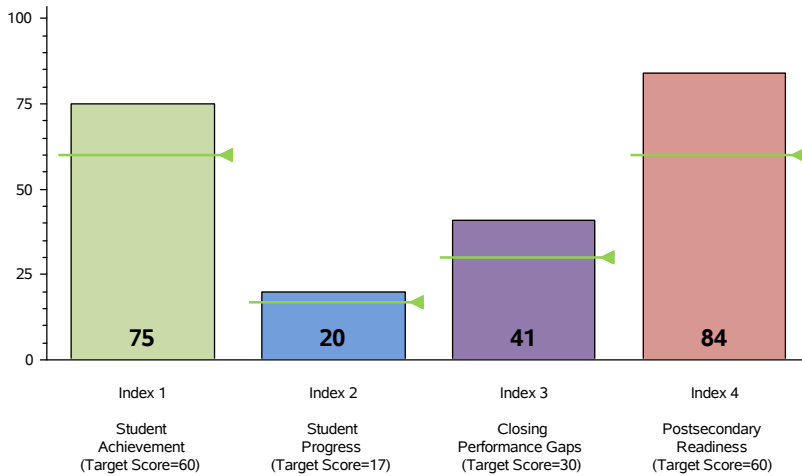
Met Standards on	Did Not Meet Standards on
<ul style="list-style-type: none"> - Student Achievement - Student Progress - Closing Performance Gaps - Postsecondary Readiness 	<ul style="list-style-type: none"> - NONE
In 2016, to receive a Met Standard or Met Alternative Standard rating, districts and campuses must meet targets on three indexes: Index 1 or Index 2 and Index 3 and Index 4.	

Distinction Designation



Academic Achievement in ELA/Reading	NO DISTINCTION EARNED
Academic Achievement in Mathematics	DISTINCTION EARNED
Academic Achievement in Science	NO DISTINCTION EARNED
Academic Achievement in Social Studies	NO DISTINCTION EARNED
Top 25 Percent Student Progress	NO DISTINCTION EARNED
Top 25 Percent Closing Performance Gaps	NO DISTINCTION EARNED
Postsecondary Readiness	DISTINCTION EARNED

Performance Index Report



Performance Index Summary

Index	Points Earned	Maximum Points	Index Score
1 - Student Achievement	235	314	75
2 - Student Progress	118	600	20
3 - Closing Performance Gaps	326	800	41
4 - Postsecondary Readiness			
STAAR Score	10.6		
Graduation Rate Score	25.0		
Graduation Plan Score	24.1		
Postsecondary Component Score	24.0		84

Campus Demographics

Campus Type	High School
Campus Size	203 Students
Grade Span	09 - 12
Percent Economically Disadvantaged	39.9
Percent English Language Learners	2.0
Mobility Rate	13.8

System Safeguards

Number and Percentage of Indicators Met

Performance Rates	12 out of 14 = 86%
Participation Rates	7 out of 7 = 100%
Graduation Rates	2 out of 2 = 100%
Total	21 out of 23 = 91%

For further information about this report, please see the Performance Reporting Division website at <https://rptsvr1.tea.texas.gov/perfreport/account/2016/index.html>

TEXAS EDUCATION AGENCY
2016 Accountability Summary
 NEW DEAL MIDDLE (152902041) - NEW DEAL ISD

Accountability Rating

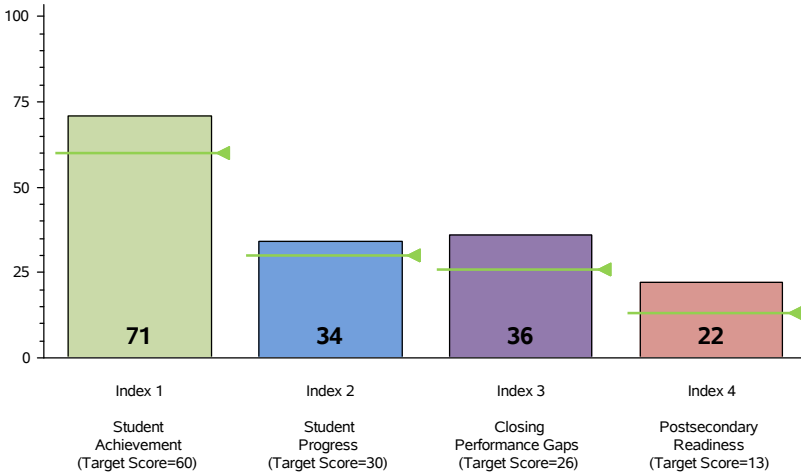
Met Standard

Met Standards on	Did Not Meet Standards on
<ul style="list-style-type: none"> - Student Achievement - Student Progress - Closing Performance Gaps - Postsecondary Readiness 	<ul style="list-style-type: none"> - NONE
In 2016, to receive a Met Standard or Met Alternative Standard rating, districts and campuses must meet targets on three indexes: Index 1 or Index 2 and Index 3 and Index 4.	

Distinction Designation

Academic Achievement in ELA/Reading
NO DISTINCTION EARNED
Academic Achievement in Mathematics
NO DISTINCTION EARNED
Academic Achievement in Science
NO DISTINCTION EARNED
Academic Achievement in Social Studies
NO DISTINCTION EARNED
Top 25 Percent Student Progress
NO DISTINCTION EARNED
Top 25 Percent Closing Performance Gaps
NO DISTINCTION EARNED
Postsecondary Readiness
NO DISTINCTION EARNED

Performance Index Report



Campus Demographics

Campus Type	Middle School
Campus Size	221 Students
Grade Span	05 - 08
Percent Economically Disadvantaged	50.7
Percent English Language Learners	2.3
Mobility Rate	18.6

Performance Index Summary

Index	Points Earned	Maximum Points	Index Score
1 - Student Achievement	450	633	71
2 - Student Progress	270	800	34
3 - Closing Performance Gaps	569	1,600	36
4 - Postsecondary Readiness			
STAAR Score	21.7		
Graduation Rate Score	N/A		
Graduation Plan Score	N/A		
Postsecondary Component Score	N/A		22

System Safeguards

Number and Percentage of Indicators Met	
Performance Rates	15 out of 17 = 88%
Participation Rates	8 out of 8 = 100%
Graduation Rates	N/A
Total	23 out of 25 = 92%

For further information about this report, please see the Performance Reporting Division website at <https://rptsvr1.tea.texas.gov/perfreport/account/2016/index.html>

TEXAS EDUCATION AGENCY

2016 Accountability Summary

NEW DEAL EL (152902101) - NEW DEAL ISD

Accountability Rating

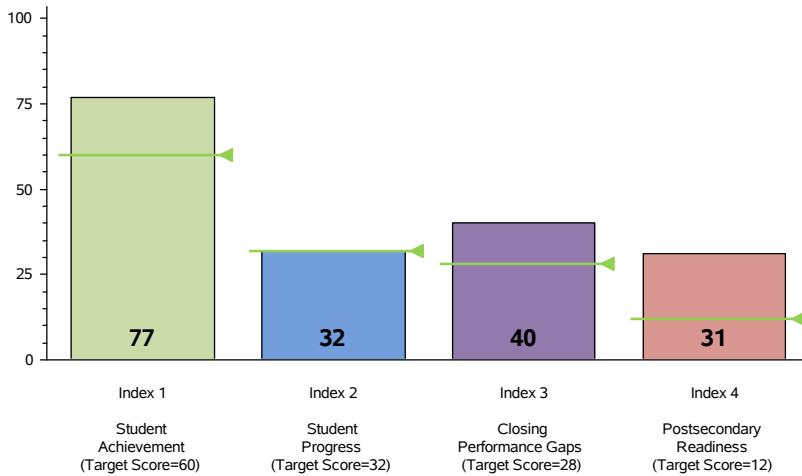
Met Standard

Met Standards on	Did Not Meet Standards on
<ul style="list-style-type: none"> - Student Achievement - Student Progress - Closing Performance Gaps - Postsecondary Readiness 	<ul style="list-style-type: none"> - NONE
In 2016, to receive a Met Standard or Met Alternative Standard rating, districts and campuses must meet targets on three indexes: Index 1 or Index 2 and Index 3 and Index 4.	

Distinction Designation

Academic Achievement in ELA/Reading	NO DISTINCTION EARNED
Academic Achievement in Mathematics	NO DISTINCTION EARNED
Academic Achievement in Science	NOT ELIGIBLE
Academic Achievement in Social Studies	NOT ELIGIBLE
Top 25 Percent Student Progress	NO DISTINCTION EARNED
Top 25 Percent Closing Performance Gaps	NO DISTINCTION EARNED
Postsecondary Readiness	NO DISTINCTION EARNED

Performance Index Report



Campus Demographics

Campus Type	Elementary
Campus Size	292 Students
Grade Span	EE - 04
Percent Economically Disadvantaged	62.0
Percent English Language Learners	3.1
Mobility Rate	13.4

Performance Index Summary

Index	Points Earned	Maximum Points	Index Score
1 - Student Achievement	210	272	77
2 - Student Progress	191	600	32
3 - Closing Performance Gaps	402	1,000	40
4 - Postsecondary Readiness			
STAAR Score	31.0		
Graduation Rate Score	N/A		
Graduation Plan Score	N/A		
Postsecondary Component Score	N/A		31

System Safeguards

Number and Percentage of Indicators Met	
Performance Rates	10 out of 10 = 100%
Participation Rates	8 out of 8 = 100%
Graduation Rates	N/A
Total	18 out of 18 = 100%

For further information about this report, please see the Performance Reporting Division website at <https://rptsvr1.tea.texas.gov/perfreport/account/2016/index.html>