

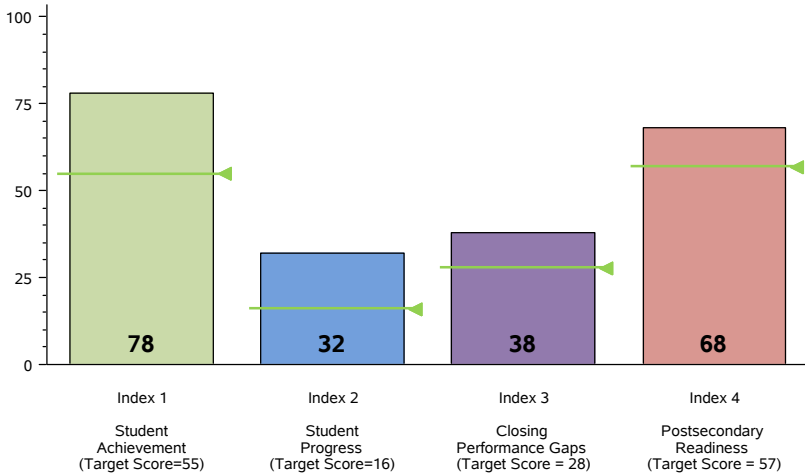
TEXAS EDUCATION AGENCY 2014 Accountability Summary NEW DEAL ISD (152902)

Accountability Rating

Met Standard

<p>Met Standards on</p> <ul style="list-style-type: none"> - Student Achievement - Student Progress - Closing Performance Gaps - Postsecondary Readiness 	<p>Did Not Meet Standards on</p> <ul style="list-style-type: none"> - NONE
---	--

Performance Index Report



Distinction Designation

Postsecondary Readiness
Percent of Eligible Measures in Top Quartile 3 out of 9 = 33%
NO DISTINCTION EARNED

Performance Index Summary

Index	Points Earned	Maximum Points	Index Score
1 - Student Achievement	930	1,188	78
2 - Student Progress	446	1,400	32
3 - Closing Performance Gaps	756	2,000	38
4 - Postsecondary Readiness			
STAAR Score	7.6		
Graduation Rate Score	24.4		
Graduation Plan Score	21.1		
Postsecondary Indicator Score	15.0		68

System Safeguards

Number and Percent of Indicators Met	
Performance Rates	22 out of 22 = 100%
Participation Rates	10 out of 10 = 100%
Graduation Rates	3 out of 3 = 100%
Met Federal Limits on Alternative Assessments	0 out of 1 = 0%
Total	35 out of 36 = 97%

For further information about this report, please see the Performance Reporting Division web site at <http://ritter.tea.state.tx.us/perfreport/account/2014/index.html>

TEXAS EDUCATION AGENCY
2014 Accountability Summary
 NEW DEAL EL (152902101) - NEW DEAL ISD

Accountability Rating

Met Standard

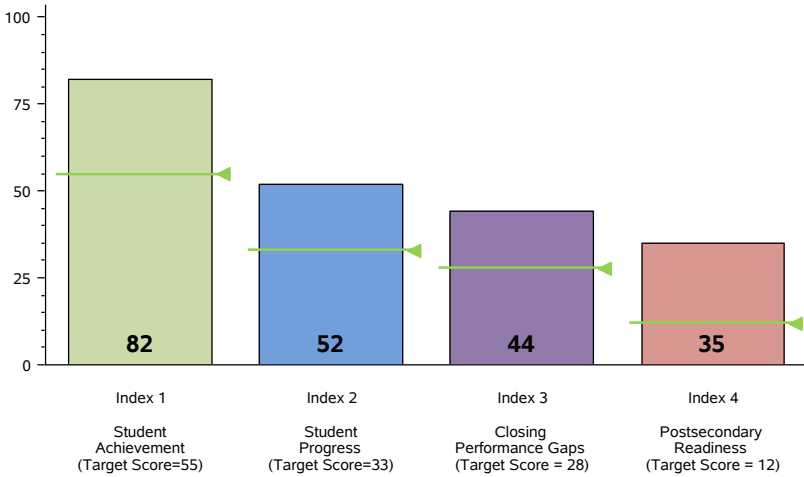
Met Standards on	Did Not Meet Standards on
- Student Achievement - Student Progress - Closing Performance Gaps - Postsecondary Readiness	- NONE

Distinction Designation



Academic Achievement in Reading/ELA NO DISTINCTION EARNED
Academic Achievement in Mathematics DISTINCTION EARNED
Academic Achievement in Science NOT ELIGIBLE
Academic Achievement in Social Studies NOT ELIGIBLE
Top 25 Percent Student Progress DISTINCTION EARNED
Top 25 Percent Closing Performance Gaps NO DISTINCTION EARNED
Postsecondary Readiness NO DISTINCTION EARNED

Performance Index Report



Campus Demographics

Campus Type	Elementary
Campus Size	304 Students
Grade Span	PK - 04
Percent Economically Disadvantaged	60.9%
Percent English Language Learners	3.0%
Mobility Rate	24.2%

Performance Index Summary

Index	Points Earned	Maximum Points	Index Score
1 - Student Achievement	205	249	82
2 - Student Progress	418	800	52
3 - Closing Performance Gaps	441	1,000	44
4 - Postsecondary Readiness			
STAAR Score	35.0		
Graduation Rate Score	N/A		
Graduation Plan Score	N/A		
Postsecondary Indicator Score	N/A		35

System Safeguards

Number and Percent of Indicators Met

Performance Rates	11 out of 11 = 100%
Participation Rates	8 out of 8 = 100%
Graduation Rates	N/A
Total	19 out of 19 = 100%

For further information about this report, please see the Performance Reporting Division web site at <http://ritter.tea.state.tx.us/perfreport/account/2014/index.html>

TEXAS EDUCATION AGENCY
2014 Accountability Summary
 NEW DEAL MIDDLE (152902041) - NEW DEAL ISD

Accountability Rating

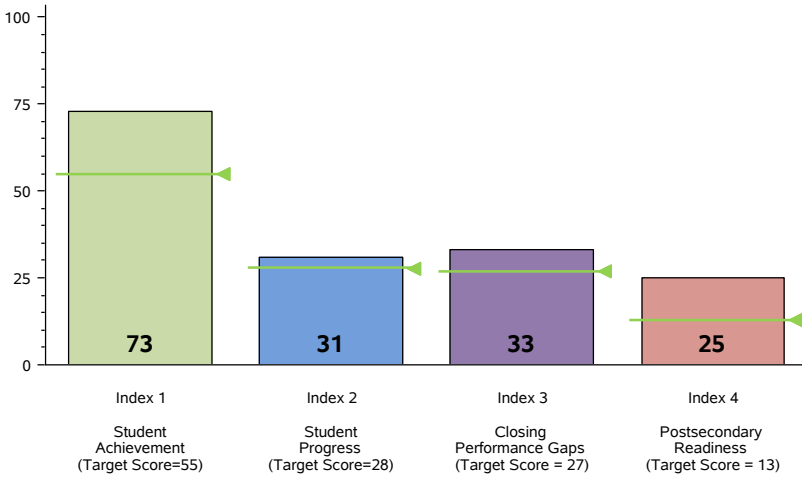
Met Standard

Distinction Designation

Met Standards on	Did Not Meet Standards on
<ul style="list-style-type: none"> - Student Achievement - Student Progress - Closing Performance Gaps - Postsecondary Readiness 	<ul style="list-style-type: none"> - NONE

Academic Achievement in Reading/ELA
NO DISTINCTION EARNED
Academic Achievement in Mathematics
NO DISTINCTION EARNED
Academic Achievement in Science
NO DISTINCTION EARNED
Academic Achievement in Social Studies
NO DISTINCTION EARNED
Top 25 Percent Student Progress
NO DISTINCTION EARNED
Top 25 Percent Closing Performance Gaps
NO DISTINCTION EARNED
Postsecondary Readiness
NO DISTINCTION EARNED

Performance Index Report



Campus Demographics

Campus Type	Middle School
Campus Size	227 Students
Grade Span	05 - 08
Percent Economically Disadvantaged	58.6%
Percent English Language Learners	0.9%
Mobility Rate	16.3%

Performance Index Summary

Index	Points Earned	Maximum Points	Index Score
1 - Student Achievement	453	623	73
2 - Student Progress	377	1,200	31
3 - Closing Performance Gaps	669	2,000	33
4 - Postsecondary Readiness			
STAAR Score	24.7		
Graduation Rate Score	N/A		
Graduation Plan Score	N/A		
Postsecondary Indicator Score	N/A		25

System Safeguards

Number and Percent of Indicators Met

Performance Rates	15 out of 18 = 83%
Participation Rates	8 out of 8 = 100%
Graduation Rates	N/A
Total	23 out of 26 = 88%

For further information about this report, please see the Performance Reporting Division web site at <http://ritter.tea.state.tx.us/perfreport/account/2014/index.html>

TEXAS EDUCATION AGENCY
2014 Accountability Summary
 NEW DEAL H S (152902001) - NEW DEAL ISD

Accountability Rating

Met Standard

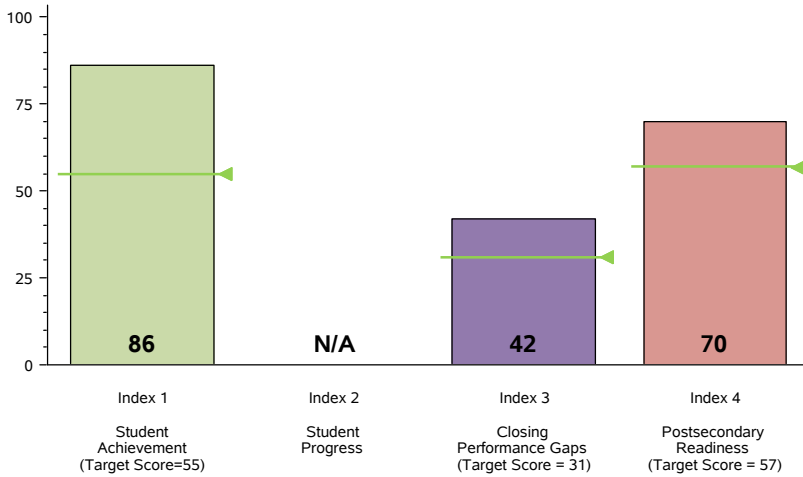
Met Standards on	Did Not Meet Standards on
<ul style="list-style-type: none"> - Student Achievement - Closing Performance Gaps - Postsecondary Readiness 	- NONE

Distinction Designation



Academic Achievement in Reading/ELA DISTINCTION EARNED
Academic Achievement in Mathematics DISTINCTION EARNED
Academic Achievement in Science NO DISTINCTION EARNED
Academic Achievement in Social Studies NO DISTINCTION EARNED
Top 25 Percent Student Progress NOT ELIGIBLE
Top 25 Percent Closing Performance Gaps NO DISTINCTION EARNED
Postsecondary Readiness DISTINCTION EARNED

Performance Index Report



Campus Demographics

Campus Type	High School
Campus Size	215 Students
Grade Span	09 - 12
Percent Economically Disadvantaged	46.5%
Percent English Language Learners	0.9%
Mobility Rate	18.1%

Performance Index Summary

Index	Points Earned	Maximum Points	Index Score
1 - Student Achievement	272	316	86
2 - Student Progress	N/A	N/A	N/A
3 - Closing Performance Gaps	583	1,400	42
4 - Postsecondary Readiness			
STAAR Score	9.1		
Graduation Rate Score	24.4		
Graduation Plan Score	21.1		
Postsecondary Indicator Score	15.0		70

System Safeguards

Number and Percent of Indicators Met

Performance Rates	12 out of 12 = 100%
Participation Rates	7 out of 7 = 100%
Graduation Rates	3 out of 3 = 100%
Total	22 out of 22 = 100%

For further information about this report, please see the Performance Reporting Division web site at <http://ritter.tea.state.tx.us/perfreport/account/2014/index.html>